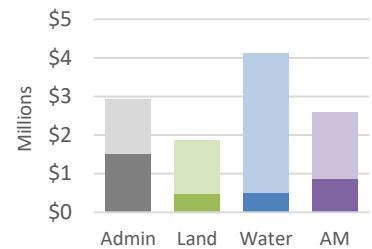


January - August 2021

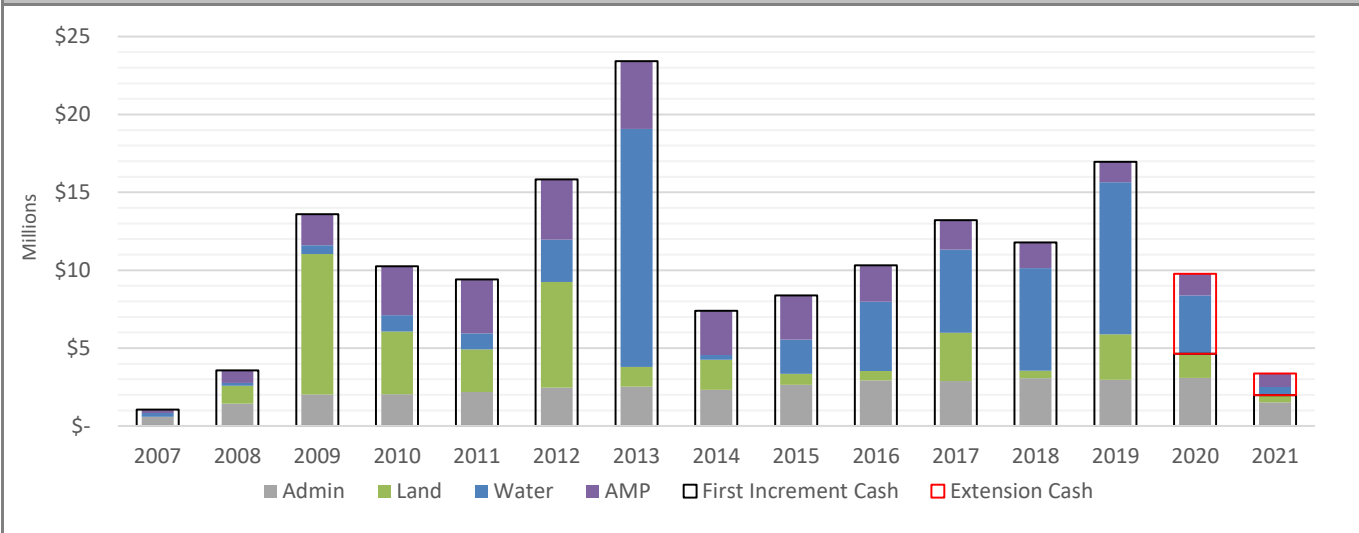
	Budget	Expenditures	Remain
Admin	\$ 2,921,800	\$ 1,512,058	\$ 1,409,742
Land	\$ 1,866,150	\$ 469,201	\$ 1,396,949
Water	\$ 4,128,400	\$ 514,661	\$ 3,613,739
AM	\$ 2,598,000	\$ 878,682	\$ 1,719,318
Total	\$ 11,514,350	\$ 3,374,603	\$ 8,139,747



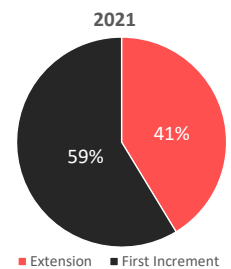
ID - Description	% Spend	Budget	ID - Description	% Spend	Budget
ED-1: Program Staff	<div><div></div></div> 58%	\$2,219,000	WPLW-1: Water Land O&M	<div><div></div></div> 54%	\$38,400
ED-2: Legal Services	<div><div></div></div> 50%	\$53,400	WPWM-1: Monitoring	<div><div></div></div> 78%	\$41,000
ED-3: Public Outreach	<div><div></div></div> 73%	\$25,000	WPMT-1: Management Tools	<div><div></div></div> 0%	\$5,000
GFC-1: Financial Services	<div><div></div></div> 13%	\$439,000	WPSA-1: Water Advisors	<div><div></div></div> 13%	\$60,000
GFC-2: Liability Insurance	<div><div></div></div> 85%	\$90,000	LP-2: Habitat Management	<div><div></div></div> 25%	\$907,000
PD-8: Website & Database	<div><div></div></div> 40%	\$90,000	LP-2-P: Predator Trapping	<div><div></div></div> 58%	\$89,000
CTE-1: Committee Expense	<div><div></div></div> 0%	\$5,400	PD-22: Sediment Aug.	<div><div></div></div> 0%	\$150,000
LP-3: Land Acquis. & Fees	<div><div></div></div> 20%	\$1,500,000	WP-1(b): Phragmites Control	<div><div></div></div> 100%	\$200,000
LP-4: Land O&M	<div><div></div></div> 54%	\$306,150	G-1: Remote Sensing	<div><div></div></div> 34%	\$387,000
LP-6: Land Advisors	<div><div></div></div> 0%	\$20,000	TP-1: T&P Monitoring	<div><div></div></div> 79%	\$59,000
LP-7: Public Access Program	<div><div></div></div> 0%	\$40,000	WC-1: WC Monitoring	<div><div></div></div> 43%	\$130,000
WPCP-1: Choke Point	<div><div></div></div> 8%	\$10,000	PS-1: Pallid Monitoring	<div><div></div></div> 0%	\$186,000
WPRT-1: Canal Recharge	<div><div></div></div> 41%	\$465,000	G-5: Geomorph Monitoring	<div><div></div></div> 12%	\$4,000
WPRT-2: Elwood Recharge	<div><div></div></div> 0%	\$772,000	PD-15: Env. Permitting	<div><div></div></div> 28%	\$50,000
WPRT-3: Broad-Scale Rech.	<div><div></div></div> 3%	\$75,000	PD-18: AMP Equipment	<div><div></div></div> 58%	\$108,000
WPRT-4: Recapture Network	<div><div></div></div> 188%	\$80,000	IMRP-3: AM Advisors	<div><div></div></div> 0%	\$130,000
WPRT-5: Slurry Wall	<div><div></div></div> 0%	\$0	ISAC-1: ISAC Expenses	<div><div></div></div> 50%	\$180,000
WPST-1: Lake Mac Leases	<div><div></div></div> 0%	\$1,648,000	PD-3: Peer Review & Pubs	<div><div></div></div> 12%	\$9,000
WPST-2: US Storage Leases	<div><div></div></div> 0%	\$624,000	PD-11: AMP Workshops	<div><div></div></div> 0%	\$9,000
WPIR-1: Irrigator Leases	<div><div></div></div> 36%	\$310,000	TOTAL	<div><div></div></div> 29%	\$11,514,350

> 5% over budget

[illegible]

EXPENDITURES BY CATEGORY AND FUNDING TYPE THROUGH TIME**2021 EXPENDITURES BY FUNDING TYPE AND SIGNATORY**

	Extension		First Increment		Total	
	Expenditure	%	Expenditure	%*	Expenditure	%
Colorado	\$ 327,452	23.49%	\$ 839,055	42.36%	\$ 1,166,507	34.57%
DOI	\$ 1,025,849	73.59%	\$ 931,514	47.03%	\$ 1,957,363	58.00%
Wyoming	\$ 40,705	2.92%	\$ 210,027	10.60%	\$ 250,732	7.43%
Total	\$ 1,394,006	100.0%	\$ 1,980,597	100.0%	\$ 3,374,603	100.0%



Currently expending

First Increment Funds

Remaining expenditure before reverting to First Increment carry-over

N/A

EXTENSION EXPENDITURES BY FUNDING TYPE AND SIGNATORY**Extension Funding**

	Indexed Cash Ceiling ¹		Expended		Remaining		Percent Remaining
Colorado	\$	25,087,369	\$	1,536,808	\$	23,550,561	94%
DOI	\$	78,594,274	\$	4,814,547	\$	73,779,727	
Wyoming	\$	3,118,566	\$	191,038	\$	2,927,528	
Total	\$	106,800,210	\$	6,542,393	\$	100,257,816	

¹Indexing date - October 2020**First Increment Funding**

	Final Cash Ceiling		Expended		Remaining		Percent Remaining
Colorado	\$	8,015,862	\$	1,432,303	\$	6,583,559	89%
DOI	\$	52,503,273	\$	4,817,240	\$	47,686,033	
Wyoming	\$	2,007,092	\$	358,570	\$	1,648,522	
Total	\$	62,526,227	\$	6,608,114	\$	55,918,113	

	Total Cash Ceiling	Total Expended	Total Remaining	Percent Remaining
TOTAL	\$ 169,326,437	\$ 13,150,507	\$ 156,175,930	92%

*First Increment percentages not in conformance with contractual obligations due to unavailability of federal money. GC authorized state-only expenditures on 3/30/2021. Currently expending ONLY federal funds to return to obligated percentages.

Budget/Expenditures by Year

2020 - 2021

Administration

	2020 Expenditures	2021 Budget	2021 Expenditures	2021 Remaining Budget	
ED-1 EDO salaries/travel/office expenditures	\$2,364,864.26	\$2,219,000.00	\$1,295,928.69	\$923,071.31	
ED-2 Legal Services & Public Notices	\$72,720.01	\$53,400.00	\$26,828.15	\$26,571.85	
ED-3 Public Outreach	\$44,373.13	\$25,000.00	\$18,337.31	\$6,662.69	
GFC-1 Financial Services	\$452,391.25	\$439,000.00	\$58,345.54	\$380,654.46	
GFC-2 Program Insurance	\$82,091.00	\$90,000.00	\$76,730.00	\$13,270.00	
PD-8 Program Website & Database	\$62,420.00	\$90,000.00	\$35,888.75	\$54,111.25	
CTE-1 Committee Meeting Expenses	\$0.00	\$5,400.00	\$0.00	\$5,400.00	
Project Totals	\$3,078,859.65	\$2,921,800.00	\$1,512,058.44	\$1,409,741.56	\$6,000,659.65

Land

	2020 Expenditures	2021 Budget	2021 Expenditures	2021 Remaining Budget	
LP-3 Land Acquisition, LIHE Fees and Property Taxes	\$1,273,691.53	\$1,500,000.00	\$303,993.87	\$1,196,006.13	
LP-4 Land Operations and maintenance	\$87,609.47	\$306,150.00	\$165,207.45	\$140,942.55	
LP-6 Land-Related Special Advisors	\$10,300.96	\$20,000.00	\$0.00	\$20,000.00	
LP-7 Public Access Program Management	\$120,000.00	\$40,000.00	\$0.00	\$40,000.00	
Project Totals	\$1,491,601.96	\$1,866,150.00	\$469,201.32	\$1,396,948.68	\$3,357,751.96

Water

	2020 Expenditures	2021 Budget	2021 Expenditures	2021 Remaining Budget	
WPCP-1 North Platte Choke Point	\$309.90	\$10,000.00	\$750.00	\$9,250.00	
WPRT-1 Retiming Projects: Canal Recharge	\$255,921.99	\$465,000.00	\$188,524.50	\$276,475.50	
WPRT-2 Retiming Projects: Elwood Reservoir Recharge	\$0.00	\$772,000.00	\$0.00	\$772,000.00	
WPRT-3 Retiming Projects: Broad-Scale Recharge	\$648,939.34	\$75,000.00	\$2,151.82	\$72,848.18	
WPRT-4 Retiming Projects: Recapture Wells	\$0.00	\$80,000.00	\$150,000.00	(\$70,000.00)	
WPRT-5 Retiming Projects: Surface Storage	\$275,030.00	\$0.00	\$0.00	\$0.00	
WPST-1 Storage Leases: Lake McConaughy	\$1,564,110.00	\$1,648,000.00	\$0.00	\$1,648,000.00	
WPST-2 Storage Leases: Upstream Sources	\$312,000.00	\$624,000.00	\$0.00	\$624,000.00	
WPIR-1 Irrigator Leases	\$673,960.00	\$310,000.00	\$113,000.00	\$197,000.00	
WPLW-1 General maintenance of Land-for-water properties	\$14,734.56	\$38,400.00	\$20,662.26	\$17,737.74	
WPWM-1 Water Monitoring Activities	\$32,025.20	\$41,000.00	\$31,959.86	\$9,040.14	
WPMT-1 Water Management Tools (COHYST)	\$0.00	\$5,000.00	\$0.00	\$5,000.00	
WPSA-1 Water-Related Special Advisors	\$27,703.97	\$60,000.00	\$7,612.50	\$52,387.50	
Project Totals	\$3,804,734.96	\$4,128,400.00	\$514,660.94	\$3,613,739.06	\$7,933,134.96

Adaptive Management

	2020 Expenditures	2021 Budget	2021 Expenditures	2021 Remaining Budget
LP-2 Habitat Restoration & Management Actions on Program Lands	\$272,562.44	\$907,000.00	\$226,766.89	\$680,233.11
LP-2-P Trapping Projects	\$75,278.94	\$89,000.00	\$51,766.91	\$37,233.09
PD-22 Sediment Augmentation Implementation	\$128,320.00	\$150,000.00	\$0.00	\$150,000.00
WP-1(b) Phragmites Control	\$200,000.00	\$200,000.00	\$200,000.00	\$0.00
G-1 Remote Sensing Data Collection	\$375,324.66	\$387,000.00	\$130,232.61	\$256,767.39
TP-1 Tern and Plover Monitoring & Research	\$34,145.82	\$59,000.00	\$46,621.96	\$12,378.04
WC-1 Whooping Crane Monitoring & Research	\$90,911.12	\$130,000.00	\$55,576.86	\$74,423.14
PS-1 Pallid Sturgeon Monitoring and Research	\$0.00	\$186,000.00	\$0.00	\$186,000.00
G-5 Geomorphology and Vegetation Monitoring & Research	\$62,190.70	\$4,000.00	\$466.51	\$3,533.49
PD-15 Environmental Permitting	\$15,039.80	\$50,000.00	\$13,929.42	\$36,070.58
PD-18 AMP-Related Equipment	\$108,052.56	\$108,000.00	\$63,010.69	\$44,989.31
IMRP-3 Adaptive Management Plan Special Advisors	\$18,334.50	\$130,000.00	\$0.00	\$130,000.00
ISAC-1 ISAC Stipends & Expenses	\$20,546.25	\$180,000.00	\$89,210.54	\$90,789.46
PD-3 AMP & IMRP Peer Review & PRRIP Publications	\$0.00	\$9,000.00	\$1,100.00	\$7,900.00

	2020 Expenditures	2021 Budget	2021 Expenditures	2021 Remaining Budget	
PD-11 AMP-related Workshops	\$0.00	\$9,000.00	\$0.00	\$9,000.00	
Project Totals	\$1,400,706.79	\$2,598,000.00	\$878,682.39	\$1,719,317.61	\$3,998,706.79

Budget/Contractors by Year

2021

Administration

ED-1 EDO salaries/travel/office expenditures

	2021 Expenditures	Totals
Headwaters Corporation	\$1,295,928.69	\$1,295,928.69
Totals	\$1,295,928.69	\$1,295,928.69

ED-2 Legal Services & Public Notices

	2021 Expenditures	Totals
Cline, Williams, Wright, Johnson	\$26,455.00	\$26,455.00
Headwaters Corporation	\$373.15	\$373.15
Totals	\$26,828.15	\$26,828.15

ED-3 Public Outreach

	2021 Expenditures	Totals
Audubon Nebraska Rowe Sanctuary	\$5,000.00	\$5,000.00

	2021 Expenditures	Totals
Headwaters Corporation	\$3,337.31	\$3,337.31
Prairie Loft	\$5,000.00	\$5,000.00
The Greenway Foundation	\$5,000.00	\$5,000.00
Totals	\$18,337.31	\$18,337.31
GFC-1 Financial Services		
	2021 Expenditures	Totals
Doyle, Pat	\$15,440.00	\$15,440.00
Nebraska Community Foundation	\$42,905.54	\$42,905.54
Totals	\$58,345.54	\$58,345.54
GFC-2 Program Insurance		
	2021 Expenditures	Totals
T.C. Engineering Inc.	\$1,200.00	\$1,200.00
The Harry A. Koch Co	\$75,530.00	\$75,530.00
Totals	\$76,730.00	\$76,730.00

PD-8 Program Website & Database

	2021 Expenditures	Totals
DJ Case	\$35,888.75	\$35,888.75
Totals	\$35,888.75	\$35,888.75

CTE-1 Committee Meeting Expenses

	2021 Expenditures	Totals
Totals		\$0.00

Administration Totals

	2021 Expenditures	Totals
Totals	\$1,512,058.44	\$1,512,058.44

Land

LP-3 Land Acquisition, LIHE Fees and Property Taxes

	2021 Expenditures	Totals
Buffalo County Treasurer	\$64,645.02	\$64,645.02
David F. Malone	\$8,000.00	\$8,000.00
Dawson County Treasurer	\$13,909.11	\$13,909.11
Gosper County Treasurer	\$1,085.52	\$1,085.52
Hall County Treasurer	\$24,988.04	\$24,988.04
Hamilton County	\$1,870.78	\$1,870.78
Kearney County Treasurer	\$14,484.36	\$14,484.36
Merrick County Treasurer	\$3,180.80	\$3,180.80
Nebraska Public Power District	\$18,000.00	\$18,000.00
Phelps County Treasurer	\$27,234.24	\$27,234.24
Platte River Recovery Implementation Foundation	\$26,596.00	\$26,596.00
Title Services of Saunders County, LLC	\$100,000.00	\$100,000.00
Totals	\$303,993.87	\$303,993.87

LP-4 Land Operations and maintenance

	2021 Expenditures	Totals
Chandler Well Service Inc.	\$3,799.26	\$3,799.26
Cottonmill Enterprises, Inc.	\$1,245.00	\$1,245.00
Dale Sigler	\$1,170.39	\$1,170.39
Downey Drilling Inc.	\$517.99	\$517.99
Fairbanks Irrigation, INC	\$7,951.00	\$7,951.00
Flying M Applicators, Inc	\$34,146.18	\$34,146.18
Headwaters Corporation	\$12,153.90	\$12,153.90
Laub Farms, Inc.	\$506.00	\$506.00
Nuttelman Fencing	\$103,305.23	\$103,305.23
Prairie Plains Resource Institute	\$412.50	\$412.50
Totals	\$165,207.45	\$165,207.45

LP-6 Land-Related Special Advisors

	2021 Expenditures	Totals
Totals		\$0.00

LP-7 Public Access Program Management

	2021 Expenditures	Totals
Totals		\$0.00

Land Totals

	2021 Expenditures	Totals
Totals	\$469,201.32	\$469,201.32

Water

WPCP-1 North Platte Choke Point

	2021 Expenditures	Totals
Headwaters Corporation	\$750.00	\$750.00
Totals	\$750.00	\$750.00

WPRT-1 Retiming Projects: Canal Recharge

	2021 Expenditures	Totals
Central Nebraska Public Power and Irrigation District	\$169,461.32	\$169,461.32
Nebraska Public Power District	\$19,063.18	\$19,063.18
Totals	\$188,524.50	\$188,524.50

WPRT-2 Retiming Projects: Elwood Reservoir Recharge

	2021 Expenditures	Totals
Totals		\$0.00

WPRT-3 Retiming Projects: Broad-Scale Recharge

	2021 Expenditures	Totals
Municipal Automation & Control	\$401.82	\$401.82
Rubicon System America, Inc.	\$1,750.00	\$1,750.00
Totals	\$2,151.82	\$2,151.82
<div> <div>WPRT-4 Retiming Projects: Recapture Wells</div> </div>		
	2021 Expenditures	Totals
Tri-Basin NRD	\$150,000.00	\$150,000.00
Totals	\$150,000.00	\$150,000.00
<div> <div>WPRT-5 Retiming Projects: Surface Storage</div> </div>		
	2021 Expenditures	Totals
Totals		\$0.00
<div> <div>WPST-1 Storage Leases: Lake McConaughy</div> </div>		
	2021 Expenditures	Totals
Totals		\$0.00

WPST-2 Storage Leases: Upstream Sources

	2021 Expenditures	Totals
Totals		\$0.00

WPIR-1 Irrigator Leases

	2021 Expenditures	Totals
Central Nebraska Public Power and Irrigation District	\$113,000.00	\$113,000.00
Totals	\$113,000.00	\$113,000.00

WPLW-1 General maintenance of Land-for-water properties

	2021 Expenditures	Totals
Buffalo County Treasurer	\$6,914.10	\$6,914.10
Dawson County Treasurer	\$1,129.29	\$1,129.29
Downey Drilling Inc.	\$1,930.57	\$1,930.57
Headwaters Corporation	\$1,350.50	\$1,350.50
Lincoln County Treasurer	\$391.28	\$391.28
Nuttelman Fencing	\$7,627.80	\$7,627.80

	2021 Expenditures	Totals
Phelps County Treasurer	\$1,318.72	\$1,318.72
Totals	\$20,662.26	\$20,662.26
WPWM-1 Water Monitoring Activities		
	2021 Expenditures	Totals
Central Nebraska Public Power and Irrigation District	\$14,532.50	\$14,532.50
Headwaters Corporation	\$1,417.36	\$1,417.36
Nebraska Mesonet	\$2,600.00	\$2,600.00
United States Geological Survey	\$13,410.00	\$13,410.00
Totals	\$31,959.86	\$31,959.86
WPMT-1 Water Management Tools (COHYST)		
	2021 Expenditures	Totals
Totals		\$0.00
WPSA-1 Water-Related Special Advisors		

	2021 Expenditures	Totals
Hahn Water Resources LLC	\$7,612.50	\$7,612.50
Totals	\$7,612.50	\$7,612.50
<div>Water Totals</div>		
	2021 Expenditures	Totals
Totals	\$514,660.94	\$514,660.94

Adaptive Management

LP-2 Habitat Restoration & Management Actions on Program Lands

	2021 Expenditures	Totals
Cook Construction	\$8,250.00	\$8,250.00
Cottonmill Enterprises, Inc.	\$5,250.00	\$5,250.00
Flying M Applicators, Inc	\$32,163.92	\$32,163.92
Headwaters Corporation	\$5,464.42	\$5,464.42
Husker Engineering Inc	\$7,660.28	\$7,660.28
Nuttelman Fencing	\$54,703.27	\$54,703.27
Overton Sand and Gravel Co.	\$113,275.00	\$113,275.00
Totals	\$226,766.89	\$226,766.89

LP-2-P Trapping Projects

	2021 Expenditures	Totals
USDA, APHIS	\$51,766.91	\$51,766.91
Totals	\$51,766.91	\$51,766.91

PD-22 Sediment Augmentation Implementation

	2021 Expenditures	Totals
Totals		\$0.00

WP-1(b) Phragmites Control

	2021 Expenditures	Totals
Platte Valley Weed Management Area	\$200,000.00	\$200,000.00
Totals	\$200,000.00	\$200,000.00

G-1 Remote Sensing Data Collection

	2021 Expenditures	Totals
Headwaters Corporation	\$228.11	\$228.11
Quantum Spatial	\$130,004.50	\$130,004.50
Totals	\$130,232.61	\$130,232.61

TP-1 Tern and Plover Monitoring & Research

	2021 Expenditures	Totals
Headwaters Corporation	\$46,621.96	\$46,621.96

	2021 Expenditures	Totals
Totals	\$46,621.96	\$46,621.96
WC-1 Whooping Crane Monitoring & Research		
	2021 Expenditures	Totals
Big Air Kearney	\$3,777.48	\$3,777.48
Headwaters Corporation	\$24,781.98	\$24,781.98
Paul Dunning	\$14,175.00	\$14,175.00
Trego Dugan Aviation of Grand Island	\$12,842.40	\$12,842.40
Totals	\$55,576.86	\$55,576.86
PS-1 Pallid Sturgeon Monitoring and Research		
	2021 Expenditures	Totals
Totals		\$0.00
G-5 Geomorphology and Vegetation Monitoring & Research		
	2021 Expenditures	Totals

	2021 Expenditures	Totals
Headwaters Corporation	\$466.51	\$466.51
Totals	\$466.51	\$466.51
PD-15 Environmental Permitting		
	2021 Expenditures	Totals
HDR Engineering, Inc.	\$13,929.42	\$13,929.42
Totals	\$13,929.42	\$13,929.42
PD-18 AMP-Related Equipment		
	2021 Expenditures	Totals
Headwaters Corporation	\$63,010.69	\$63,010.69
Totals	\$63,010.69	\$63,010.69
IMRP-3 Adaptive Management Plan Special Advisors		
	2021 Expenditures	Totals
Totals		\$0.00

ISAC-1 ISAC Stipends & Expenses

	2021 Expenditures	Totals
Ecological Engineering International, LLC/Brian Bledsoe	\$5,600.00	\$5,600.00
ESSA Technologies Ltd.	\$16,850.54	\$16,850.54
Farmer, Adrian	\$6,400.00	\$6,400.00
Galat, David	\$27,360.00	\$27,360.00
Hoeting, Jennifer	\$19,400.00	\$19,400.00
Tenaya Water Resources, LLC from Edmund Andrews	\$13,600.00	\$13,600.00
Totals	\$89,210.54	\$89,210.54

PD-3 AMP & IMRP Peer Review & PRRIP Publications

	2021 Expenditures	Totals
Headwaters Corporation	\$1,100.00	\$1,100.00
Totals	\$1,100.00	\$1,100.00

PD-11 AMP-related Workshops

	2021 Expenditures	Totals
--	-------------------	--------

		2021 Expenditures	Totals
Totals			\$0.00
Adaptive Management Totals			
		2021 Expenditures	Totals
Totals		\$878,682.39	\$878,682.39

Grand Totals

	2021 Expenditures	Totals
Totals	\$3,374,603.09	\$3,374,603.09